

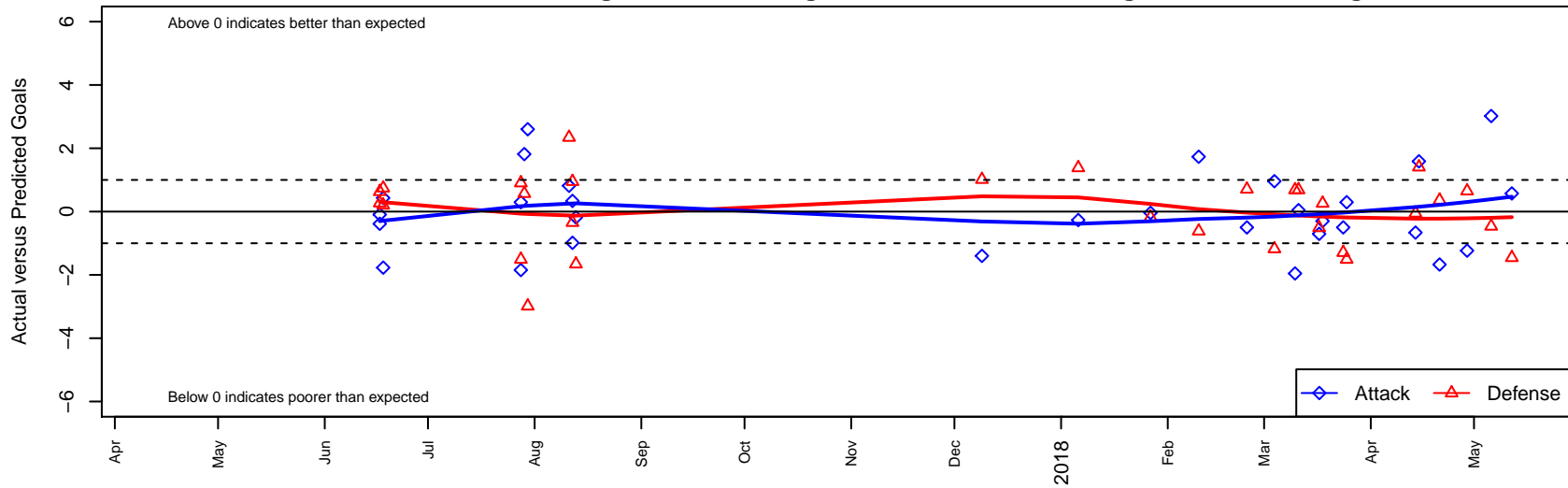
# BIFC Blue G99

Bainbridge Island FC  
 Bainbridge, WA  
 G99 total strength=1537  
 attack=16.18 defense=10.24  
 fall league = NPSL Div 1 (99) U19

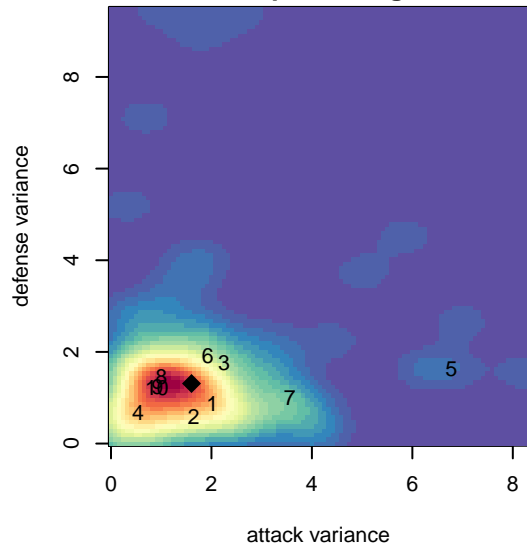
alt names used:  
 BAINBRIDGE ISLAND FC BIFC GU99 BLUE (I  
 Bainbridge Island FC Blue G99  
 Bainbridge Island FC G99 Blue  
 Bainbridge Island FC G99 Blue

Venues played:  
 2017 Skagit Firecracker Div. 1 U18-19  
 2017 Crossfire Select U19 Gold  
 2017 Bend Premier Cup Mana Shim (U18/19) I  
 2017 NPSL Division 1 (99) U19  
 2017 WYS Presidents Cup G00 19 Division 2

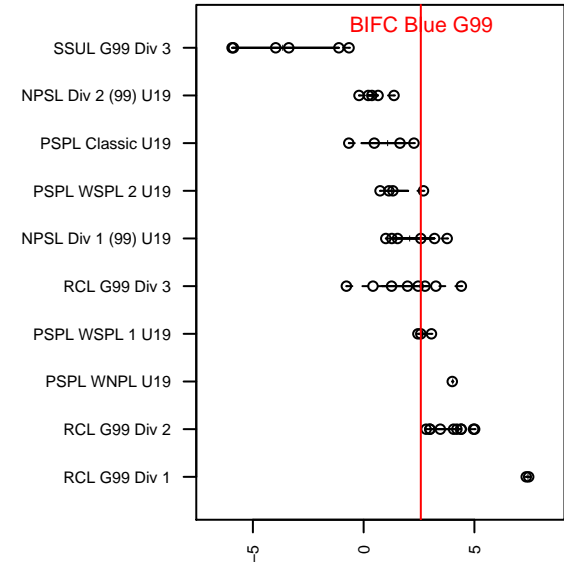
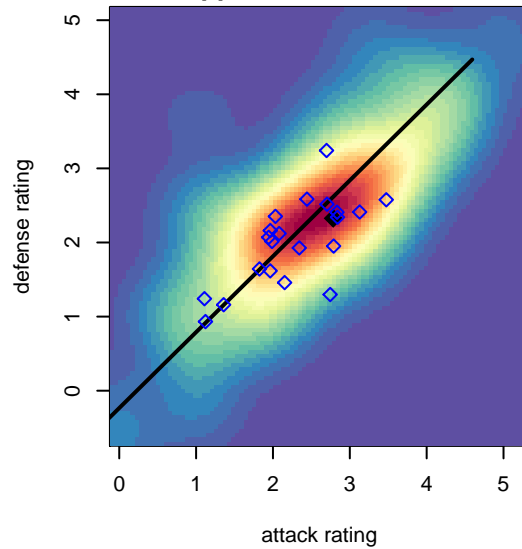
**BIFC Blue G99**  
 Dots are actual minus expected GF (blue circles) and GA (red triangles).  
 Blue line is smoothed change in attack strength. Red is smoothed change in defense strength.



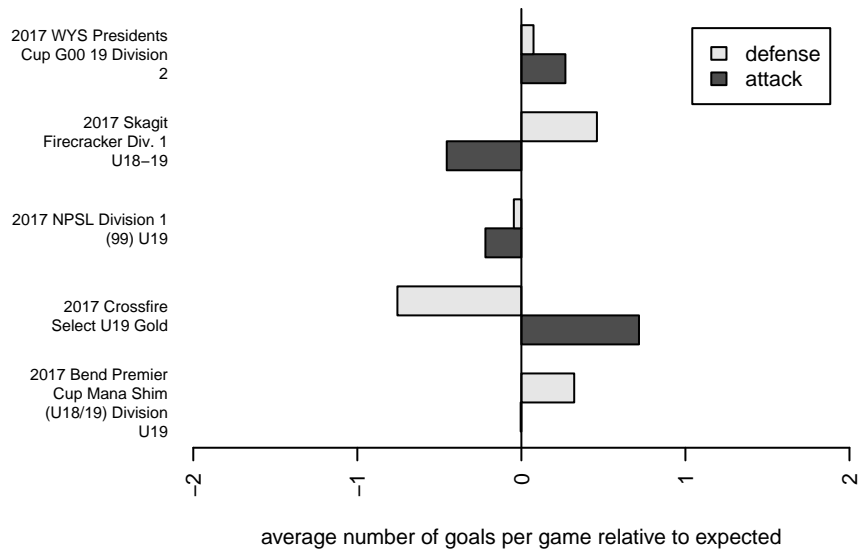
**attack and defense variance (black dot)  
relative to other teams  
and top 10 in region**



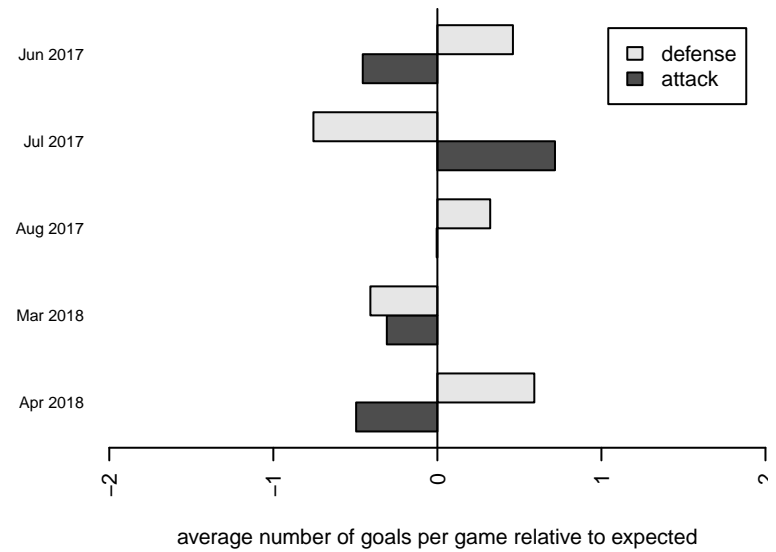
**attack and defense rating  
relative to others at age  
and all opponents in last 13 months**



**Performance relative to 13 month average**



**Performance relative to 13 month average**



date	home		away		venue	pred.home	pred.away
-05-12	WPFC White G99	3	BIFC Blue G99	2	2017 WYS Presidents Cup G00 19 Division	1.54	1.43
-05-06	BIFC Blue G99	5	Pacific FC Pride G99	2	2017 WYS Presidents Cup G00 19 Division	1.98	1.54
-04-29	BIFC Blue G99	2	FME Fusion G99	0	2017 WYS Presidents Cup G00 19 Division	3.23	0.65
-04-21	BIFC Blue G99	3	Crossfire Select Toon G00	0	2017 WYS Presidents Cup G00 19 Division	4.67	0.36
-04-15	RV Slammers Orange G00	0	BIFC Blue G99	6	2017 WYS Presidents Cup G00 19 Division	1.41	4.41
-04-14	Eastside FC White G99	1	BIFC Blue G99	1	2017 WYS Presidents Cup G00 19 Division	0.95	1.66
-03-25	BIFC Blue G99	1	Crossfire Select Mallalieu G99	3	2017 NPSL Division 1 (99) U19	0.70	1.49
-03-24	NSC Galaxy G99	2	BIFC Blue G99	1	2017 NPSL Division 1 (99) U19	0.71	1.50
-03-18	Seattle United S Blue G00	0	BIFC Blue G99	4	2017 NPSL Division 1 (99) U19	0.26	4.30
-03-17	Crossfire Select Mallalieu G99	2	BIFC Blue G99	0	2017 NPSL Division 1 (99) U19	1.49	0.70
-03-11	Newport FC G99	0	BIFC Blue G99	2	2017 NPSL Division 1 (99) U19	0.69	1.95
-03-10	BIFC Blue G99	0	Newport FC G99	0	2017 NPSL Division 1 (99) U19	1.95	0.69
-03-04	Lake Hills Infinity G99	2	BIFC Blue G99	3	2017 NPSL Division 1 (99) U19	0.82	2.04
-02-24	BIFC Blue G99	1	NSC Galaxy G99	0	2017 NPSL Division 1 (99) U19	1.50	0.71
-02-10	Crossfire Select Habash G00	2	BIFC Blue G99	3	2017 NPSL Division 1 (99) U19	1.38	1.27
-01-27	BIFC Blue G99	2	Lake Hills Infinity G99	1	2017 NPSL Division 1 (99) U19	2.04	0.82
-01-06	BIFC Blue G99	1	Crossfire Select Habash G00	0	2017 NPSL Division 1 (99) U19	1.27	1.38
-12-09	BIFC Blue G99	0	Crossfire Select Pfeifer G99	1	2017 NPSL Division 1 (99) U19	1.40	2.01
-08-13	BIFC Blue G99	1	FC Salmon Creek Nemesis White G99	4	2017 Bend Premier Cup Mana Shim (U18/19)	1.18	2.34
-08-12	BIFC Blue G99	1	Cascade Rush Elites G99	1	2017 Bend Premier Cup Mana Shim (U18/19)	1.99	0.65
-08-12	BIFC Blue G99	2	Eastside FC White G99	0	2017 Bend Premier Cup Mana Shim (U18/19)	1.66	0.95
-08-11	FC Salmon Creek Nemesis White G99	0	BIFC Blue G99	2	2017 Bend Premier Cup Mana Shim (U18/19)	2.34	1.18
-07-30	Crossfire Select Pfeifer G99	5	BIFC Blue G99	4	2017 Crossfire Select U19 Gold	2.01	1.40
-07-29	BIFC Blue G99	5	Seattle United Shoreline Blue G99	0	2017 Crossfire Select U19 Gold	3.18	0.57
-07-28	Crossfire Select Mallalieu G99	3	BIFC Blue G99	1	2017 Crossfire Select U19 Gold	1.49	0.70
-07-28	BIFC Blue G99	0	Seattle United W Blue G99	0	2017 Crossfire Select U19 Gold	1.85	0.90
-06-18	BIFC Blue G99	2	Snohomish United Black G99	0	2017 Skagit Firecracker Div. 1 U18-19	3.77	0.74
-06-18	BIFC Blue G99	2	NW United Black G00	1	2017 Skagit Firecracker Div. 1 U18-19	1.57	1.20

<b>date</b>	<b>home</b>		<b>away</b>		<b>venue</b>	<b>pred.home</b>	<b>pred.away</b>
2017-06-17	Seattle United –Unk G99	0	BIFC Blue G99	7	2017 Skagit Firecracker Div. 1 U18–19	0.27	7.09
2017-06-17	BIFC Blue G99	2	Whatcom FC Rangers –Unk G99	0	2017 Skagit Firecracker Div. 1 U18–19	2.38	0.63